

Mission Together



Children helping children

Mission Together



About Us ▾

Pupils Pages ▾

Teachers Resources ▾

Get involved ▾

Liturgical Resources ▾


Contact ▾

Donate now



October is Mission Month.

Click here for assemblies, liturgies, and activities.



Together in...

Campaign resources to support the RE curriculum, global learning: Catholic Social Teaching, and more.



Get Involved!

All the ways you can support Mission Together, and all the ways we can support you!



Mission Together

All year round liturgical resources.
Most designed to be pupil-led.

These include collective worship for
classroom.



Teachers Resources ▾ Get involved ▾ Liturgical Resources ▲

Resources arranged by Month

Marian and Mission Rosary resources

Multilingual Rosary Decade

Online Mission Rosary

Advent and Christmas

Lent

Pentecost

Parish Resources

Sing with Mission Together

Mission Together

Holy Souls Liturgical Prayer & Activities



INFORMATION FOR TEACHERS: In the global Catholic Church, November is traditionally a month when we pray for the Holy Souls. These are not only people we have known and loved, but also people who have died alone and have no one to pray for them. This month of remembrance reminds us that the love and dignity afforded to all people, continues even after death. It begins with two important feast days: The Feast of All Saints * (Nov 1), and the Feast of the Holy Souls (Nov 2). Our Holy Souls liturgical prayer and activities can be employed on 2 November, or at any time during this special month.

* For more information on the Feast of All Saints, please download our assembly: missiontogether.org.uk/calendar/all-saints

LITURGY PLAN

Setting the scene

Please refer to our guide: *How to Pray with Children*: missiontogether.org.uk/prayer-resources

Opening hymn or recorded music

Our suggestion: *The Love I have for You, My Lord*.

Sign of the cross and opening prayer

Print the opening prayer on page 2 and ask a pupil to read.

Introduction

Print the introduction on page 2 and ask pupils to read.

Gospel Reading [John 14:1-3](#) (adapted for children from the JB)

Print page 2 and ask a pupil to read.

Gospel Reflection

See page 3. We suggest this is delivered by a teacher / chaplain.

Prayers of intercession

Print the prayers on page 4 and ask pupils to read.

Mission Together prayer

See to the right.

Sign of the cross

Closing hymn or recorded music

Our suggestion: *Be Still for the Presence of the Lord*.

Follow up activities (see [Appendix 1](#))

A remembrance visit to your Parish Church & Holy Souls Candles

Mission Together Prayer

May all children
In the world
Share love
Share friendship and live
In the peace
Of God's love
Now and forever. **Amen.**

Mission Together

Holy Souls Liturgical Prayer pg. 2



Opening Prayer

Reader: God our loving Father,
During November, the month of the Holy Souls,
Help us to honour those who have died.
Hear us as we pray for loved ones who have moved on from this world to join you in heaven.
Through our prayers for the Holy Souls may we know that your love
unites all your children, in heaven and on earth, now and forever. Amen.

Introduction

Reader 1: Every year, on the first day of November, Catholic churches around the world hold a special Mass to remember and pray for all the saints in heaven. Saints are people who dedicated their lives to loving God and serving other people when they were here on earth.

Reader 2: There are many other people who are also treasured members of the Church and who have died. They are called the Holy Souls. They too deserve our attention and respect. And so, during the month of November, we remember and pray for the Holy Souls.

Reader 3: It is sad when someone dies and sometimes it is difficult to remember them. We can feel lonely and upset or even angry. But, as followers of Jesus, we know that death is not the end. Jesus tells us that God, our Father, wants us to live with him forever in a new life of happiness.

Reader 4: Let's hear Jesus share that message now, in a reading from the Gospel of St John. In the reading the disciples are becoming worried, as it is the night before Good Friday. The disciples know that Jesus' life is in danger, and are unsure when and where they will see their friend, Jesus, again. Listen carefully to Jesus' response.

Reader 5: A reading from the Gospel of John.
Jesus said to his disciples,
'Do not let your hearts be troubled.
Trust in God still, and trust in me.
There are many rooms in my Father's house;
If there were not, I would have told you.
I am going now to prepare a place for you,
I shall return to take you with me;
So that where I am you may be too.'

The Gospel of the Lord
R/ Praise to you, Lord, Jesus Christ

Appendix 1: Holy Souls Activities



ACTIVITY ONE: A remembrance visit to your parish church

The following activity is suggested to help nurture home, school, and parish links.

If your school is fortunate to have its parish church close by, plan a visit to discover the names of past parishioners memorialised on stained glass windows, benches, statues, even chalices and patens.

For this activity pupils will need:

- A clipboard, pencil, sheets of paper / jotter.

This is a great activity to involve your Parish Priest, parishioners, or foundation governors. These individuals could help pupils identify artifacts dedicated to deceased parishioners. Your Parish Priest / parishioner or governor may also be able to shed some light on the memorialised individuals.

Pupils could be invited to sketch dedicated artifacts and record the names to whom they are dedicated - there may even be descendants in school (pupils or staff). Your church visit could conclude with prayers for the names recorded and for all the Holy Souls. If possible, ask your Parish Priest to light the Paschal Candle during your remembrance prayers. If your Priest can explain the significance of the Paschal Candle to the children, better still.

The Paschal (Easter) Candle is first lit during the Easter Vigil Mass (new candles are used every year). It's a symbol of Christ's light - which overcomes all darkness - and Christ's Resurrection, which wins for us the promise of eternal life. For these and other reasons, the Paschal Candle is lit during Baptisms and Funerals.

ACTIVITY TWO: Holy Soul Candles

Traditionally, November is a month when we light candles in memory of deceased loved ones. As a safe alternative, copy and cut out our Holy Souls candle templates (Appendix 2). Invite pupils to write in the designated box the names of loved ones they'd like to remember and pray for in November. Pupils who have no one in mind, could pray for the unknown Holy Souls. Once written, pupils can then decorate the rest of their candle.

For this activity pupils will need:

- A Holy Souls candle (Appendix 2)
- Pencils, pens, paint, collage paper.
- Scissors and glue (optional)

When the Holy Soul Candles are complete, display near your school's prayer space or a prominent wall, as a prayer prompt. As an alternative to displaying in school, ask your Parish Priest if pupils could add their Holy Souls candles alongside the parish remembrance book. Many churches have a remembrance book displayed during the month of November, often on or near the church sanctuary. If possible, ask your Priest to light the Paschal Candle during your visit. If your Priest can explain the significance of the Paschal Candle to the children, better still. The Paschal (Easter) Candle is first lit during the Easter Vigil Mass (new candles are used every year). It's a symbol of Christ's light - which overcomes all darkness - and Christ's Resurrection, which wins for us the promise of eternal life. For these and other reasons, the Paschal Candle is lit

Mission Together

We update resources to support collective worship resources regularly.

The screenshot shows the Mission Together website with a navigation bar (About Us, Resources, Get involved, News, Liturgical Resources, Contact, Donate) and a search bar. The main content area is titled "Sing with Mission Together" and includes a video player for "One mind, One heart DOMC" and "He's got the whole world in his hands". A sidebar on the right features a "Join our Little Red Box scheme" button, a "Get involved" section with the text "Through Mission Together children are helping children all around the world!", and a "Mission Together is part of the Missio network" section with social media icons for Facebook, Twitter, and Instagram, and the Missio logo.

LITURGICAL PRAYER: PUPIL PLANNER



Date of liturgy 

Our liturgy takes place during

Advent

Lent

a feast day

a saint's day

What themes do we want to include in our liturgy? *Examples: waiting, forgiveness, gratitude.*



How will we create a sacred space for our liturgy?

Tip: Think about where people will sit and items that will help them to pray?



What hymn will we play or sing when people gather?



Who will lead the sign of the cross and introductory prayer?



What Bible reading(s) are we going to use?

Tip: Choose readings that fit with the date, e.g. Advent, or theme, e.g. Peace.



Who is going to read?



Tick off the items to include (speak to a teacher to make sure your school has them).

- Candle
- Cross
- Statue
- Bible
- Coloured fabric

? Is there anybody in school who could play an instrument to accompany your hymn?

? Will we find a prayer to read or will we write our own?

- Find a prayer
- Write our own

💡 Different ways to express the Bible reading.


*We could mime the reading while it is being read *Split the reading into sections and invite different people to read them * Use pictures or props *

missio

Mission Together is the children's branch of Missio, the Pope's charity for world mission.
23 Eccleston Square London SW1V 1NU 020 7821 9755 missiontogether.org.uk
missio.org.uk Registered in England and Wales Charity No. 1056651


Mission Together

We've revised / are revising our Children's Prayers online booklet.



Prayer Resources

Mission Together encourages children to help children through prayer and sharing. This unique exchange of faith and friendship helps children across the world discover that we all belong to the family of God. To encourage children to pray, we have created these resources. We hope you find them useful and would value your thoughts and ideas, to share good practice across our schools.




- [Mission-Together-Childrens-Prayers-1.pdf](#)
- [How-to-pray-with-children-a-brief-guide.pdf](#)
- [Write-your-own-prayer.pdf](#)
- [Five-Finger-Prayer-pupil-reflection-page.pdf](#)
- [Five-Finger-Prayer.pdf](#)
- [Colour-the-Mission-Together-Prayer.pdf](#)
- [Prayers-for-our-Continents-1.pdf](#)
- [Pray-with-Our-Lady.pdf](#)
- [Stations-of-the-Cross-Primary.pptx](#)
- [How-to-pray-the-Rosary.pdf](#)
- [Liturgical-Prayer-Pupil-Planner.pdf](#)
- [Faith-in-Action-sessions-We-belong-to-the-family-of-God.pdf](#)

To access our child-led online rosary films please [click here](#).

To access our multilingual rosary decade page please [click here](#).

Watch this!

Here's a film from one of our brilliant supporters in the UK. Harley's teacher set her class the task of writing and recording a persuasive report for Mission Together, to encourage new supporters. We think she's done a fantastic job! What do you think?



Prayer for our families

Leader: Loving Father, we pray for our families

Response: Help us to love one another.

Guide our parents and carers.

Help us to listen to each other.

Watch over our brothers and sisters.

Help us to care for each other.

Bless our school family.

Help us to work together

Shelter our global family

Help us to stand together.

We make this prayer through Jesus,

Amen.






























Did you know that, a long time ago, the word *family* was used to describe servants. This reminds us of a lesson Jesus taught us - that God calls us, his family, to serve one another.

Mission Together

Our Advent classroom calendar, includes short references to the Sunday scriptures, links to catechetical craft activities, carols, prayers, and simple 'Be an Advent light' tasks.

Mission Together Advent Calendar 2020 missio

Sunday	Monday	Tuesday	Wednesday	Thursday	Friday	Saturday
1st Sunday of Advent The waiting for Jesus' birth has begun. Pray to be patient this week.  29	Sunday's Gospel was from Mark 13:33-37* Read it as a class. What does it say about being alert?  30	Find out as a class about the Advent wreath and what it means.  1	Make an Advent promise to raise money for Mission Together. Start collecting today!  2	Today is the feast of St Francis Xavier. Discover how he brought God's love to the world.*  3	Create a Star of Hope and think about how you can bring hope to someone who feels hopeless.*  4	Make and deliver a special Christmas card for an elderly relative or neighbour.  5
2nd Sunday of Advent How will you bring God's peace to your family today?  6	Sunday's Gospel was from Mark 11:8* Read it as a class. What does it say about being ready?  7	Make a Peace Paper Chain and think about how you can be a peace-maker in school this week.*  8	Make friends with someone who is lonely. Invite them to play.  9	Write a prayer poem for peace in the world. Share it with your family and friends.  10	Say sorry to someone you may have upset this week. Or forgive someone who has upset you.  11	Make a Christmas crib using recycled materials. Put it on display.  12
3rd Sunday of Advent Why is the Advent candle lit today pink?  13	Sunday's Gospel was from John 1:6-8, 19-28* Read it as a class. What does it say about St John the Baptist?  14	Think about how you can spread joy this week. What would make someone else happy?  15	Make a Joyful Angel and think about how you can share the message of God's love today.*  16	Find a quiet place to think about anything you have said or done for which you are sorry. Pray for God's forgiveness.  17	Pray for all children who are upset, sad or lonely.  18	Find a way to help at home today to prepare for Christmas.  19
4th Sunday of Advent How will you bring God's love into the world this Christmas?  20	Imagine you are Mary or Joseph waiting for Jesus. Write a poem about how you feel.  21	Say a prayer for children who will not have enough food to eat today. Ask God to help us share more.  22	Sing your favourite carol. Think about the words. Tell someone what they mean.  23	How can you help at home this Christmas?  24	Jesus is born! Happy Christmas! Remember to thank God for the birth of Jesus and all the special things you have today: family, friends and love.  25	

Asterisks refer to abridged scriptures or accompanying liturgies. These, together with the Assembly on St. Francis Xavier, St. Nicholas reflection, Star of Hope, Peace Paper Chain, and Joyful Angels activities are available to download from the Advent resources page of our Mission Together website.
 Mission Together, 23 Eccleston Square, London, SW1V 1NU; Tel: 020 7821 9755; Web: missiontogether.org.uk; Email: missiontogether@missio.org.uk; Reg. Charity No. 1056651

Advent Activity: The Jesse Tree



The Jesse Tree is an Advent tradition believed to stem back to the medieval ages. It is a way for Christians to look to the Hebrew Scriptures and see our God setting the stage for the birth of Jesus. Jesus had a family tree and ancestors like every other human. The Jesse Tree is named after Jesse, father of King David, from whose descendants Jesus - through his foster father Joseph - was born 1000 years later.

The images on the Jesse Tree point to events that stand out in our history of God & his people. They show us the unveiling of God's promise of salvation, as He reaches out over the centuries to invite His children to share ever more fully in friendship and life.

Jesse Trees can be used as a kind of Advent Calendar. During the days of Advent, image and scriptures from our salvation story are added to the Jesse Tree. Please note: there are many different images and scriptures you can use, we have selected 16 to help schools journey to the end of term.

For this activity you will need:

- A branch or large image of a branch.
- A container or table to stand the branch in/on.
- Copies of the Salvation story Symbols (Appendix 2,3,4)
- Coloured pencils/pens
- String
- Sticky tape

1. Secure your Jesse branch in a pot. Alternatively, rest the branch that has been covered with a colour for Advent). If not using a pot, you can use a container or table to stand the branch in/on.
2. Print off the images and scriptures. If you recommend you print on thin paper, you can use a container or table to stand the branch in/on.
3. Cut the card along the dotted rectangular symbols so they provide one to each pupil. Explain to the pupils, then invite pupils to cut out the symbols. As an additional activity, children can make cards chronologically and explain the lessons about their symbols.
3. Each salvation story symbol should be attached to the Jesse Tree. This should be attached to the branch in the order of the symbols. The symbols must be numbered in the order found at the scripture on the symbol (the order is as follows):
 1. Creation
 2. Abraham's promise
 3. Isaac's birth
 4. Joseph's coat
 5. Moses and the Ten Commandments
 6. Joseph's coat
 7. Moses and the Ten Commandments
 8. The Flood
 9. The Tower of Babel
 10. The Flood
 11. Isaiah
 12. Jeremiah
 13. The Flood
 14. The Flood
 15. The Flood
 16. The Flood



A reading from the book of Genesis: 'God said, let us make man and woman in our own image, and let them look after the fish, the birds, the wild beasts, and all the creatures that crawl upon the earth.' Genesis 1:26



A reading from the book of Genesis: 'God said to Abram, leave your country and your father's house, for the land I will show you... So Abram went as God told him.' Genesis 12:1-4



A reading from the book of Genesis: 'God was kind to Abraham's wife, Sarah, and did what he had promised her. Sarah gave birth to a son, at the time that God had promised. Abraham named his son, Isaac.' Genesis 21:1-4



A reading from the book of Genesis: Isaac prayed to God for his wife, Rebecca, for they wanted children. Her Sarah gave birth to a son, at the time that God had promised. Abraham named his son, Isaac. Isaac and Rebecca named the boys Esau and Jacob. Genesis 22:20-21



Mission Together

Mission Together

Advent Liturgy & Activity: Week One



Introduction for teachers / leaders: The season of Advent begins four Sundays before Christmas and spans four weeks. It is a time of preparation, when we recall the Israelites' long wait for the Messiah's birth and remember that Jesus was born into the world and will come again. Advent symbols help us prepare for, and understand, the significance of God becoming one of us. The most recognisable of these symbols is the Advent wreath. Its circular shape represents God's never-ending presence. The evergreen leaves signify God's constancy. The four candles are lit as we journey through the weeks of Advent, the central white candle is lit on Christmas day. All the candles represent Christ, light of the world.

Liturgy Plan

The liturgy and activities focus on **waiting with patience and hope for God's promised Saviour.**

Setting the scene

Please refer to our guide: *How to Pray with Children* <https://missiontogether.org.uk/prayer-resources/>

Opening hymn or recorded music

Suggested hymn: *Maranatha*

Sign of the cross, Opening Prayer and lighting of the Advent wreath

Print the opening prayer on page 2 and ask pupils to read.

Introduction

Print the introduction on page 2 and ask pupils to read.

Bible reading: Jeremiah 33:14-16 (adapted for children).

Print the reading on page 2 and ask pupils to read.

Bible reflection

See page 3. We suggest this is delivered by a teacher / chaplain.

Prayers of intercession

Print the prayers of intercession on page 4 and ask pupils to read.

Mission Together prayer

See to the right.

Sign of the cross

Closing hymn or recorded music

Our suggestions: *O Come, O come, Emmanuel*

Follow up activities

Jesse Tree (KS2) or Handy Advent wreath (EYS / KS1).

Download these and other activities from our Advent Webpage.

Mission Together Prayer

May all children

In the world

Share love

Share friendship and live

In the peace

Of God's love

Now and forever. **Amen.**

Christmas Crib Blessing pg. 2



Introduction

Read by teacher/leader

Every year at this time something wonderful happens in churches, schools and homes around the world. Christmas cribs that have been stored away since January are unpacked and put on display.

Friends and followers of Jesus gather around the cribs, to pray, to reflect, and to get ready to celebrate the birth of Jesus. Today we gather around our school crib to do the same.

Have you noticed anything unusual about our crib? Apart from the animals in the stall, it is empty! Who is missing? *Shepherds, wise men, angels, Mary, Joseph, the baby Jesus.*

The Advent wreath we lit at the start of our prayer time, reminds us that we are still waiting for the arrival of Jesus at Christmas, so today we will have to wait a little while until all the characters arrive in our crib. They'll get there one by one and as they do we will find out why God invited them to at the first Christmas.

Let's begin with our opening prayer.

Opening Prayer

Reader: God and Father of our worldwide family,
today we gather around our school crib.
Help us to learn more about the birth of your son, Jesus,
so that we can prepare our hearts for Christmas day
and be ready to celebrate with joy and hope,
the love you have for all your children. **Amen.**

Arrival of crib figures: Joseph

We suggest instrumental carols are played quietly as pupils present and introduce the crib figures.

Leader: Now let's welcome our figures to the crib. Let's begin with Joseph.

Pupil carries Joseph to the crib

Reader: Joseph lived in Nazareth and was a faithful man.
He was engaged to Mary, a life together they'd planned.
Then one night in a dream to him, an angel did appear,
with news of Mary's baby, the saviour who was near!
God had chosen Joseph to care for Mary and her son,
They were to call him 'Jesus'.
Now a new life had begun. Based on Mt 1:18-25

Mission Together

Every year we produce an assembly to raise support for one of our overseas children's projects. This year our **Together in Malawi** campaign focuses on a school for the deaf.

Mission Together

Malawi






Together in Malawi: pg 2

- Malawi is a country in the continent of _____
Use the compass to work out where Malawi is located in the continent. Highlight your answer
 (A) South East (C) South West
 (B) North East (D) North West
- Malawi has very few towns. Almost 80% of Malawians live in the countryside. This means Malawi has a population that is mostly:
 (A) Rural (B) Urban
- Malawi is south of the equator. The equator is an imaginary line around the middle of the earth that divides the northern hemisphere and southern hemisphere. Research where the equator is, then draw the line on the globe above.
 Did you know: countries south of the equator have their summertime from December to March!
- Malawi is a landlocked country, meaning that it is surrounded by other countries and does not border an ocean. Lake Malawi, seen on the map, supplies the country with an important type of food. What might this be?
 (A) Saltwater fish (B) Freshwater fish


Did you know: Malawi is almost the same size as England!

Curriculum links: Geography missiontogether.org.uk


Together in MALAWI



Moses lives in Malawi, a country in the continent of Africa. He attends the Mua Village School for the Deaf. There he learns sign language and other subjects that will help Moses as he grows.



Moses and his fellow pupils need our support. Their school is located far from town, and with few cars, buses, or emergency vehicles, if the pupils become sick it is difficult to get them to hospital. Moses' school needs a mini-bus.
Can you pray and share to help the pupils at Mua School for the Deaf?



Mission Together Prayer
 May all children
 In the world
 Share love
 Share friendship and live
 In the peace
 Of God's love
 Now and forever
 Amen

missio
 missio.org.uk
 missiontogether.org.uk
 Charity Number 1056651

Mission Together

Together in Malawi: pg 2

1 Malawi is a country in the continent of _____

Use the compass to work out where Malawi is located in the continent. Highlight your answer

- (A) South East (C) South West
(B) North East (D) North West

2 Malawi has very few towns. Almost 80% of Malawians live in the countryside. This means Malawi has a population that is mostly:

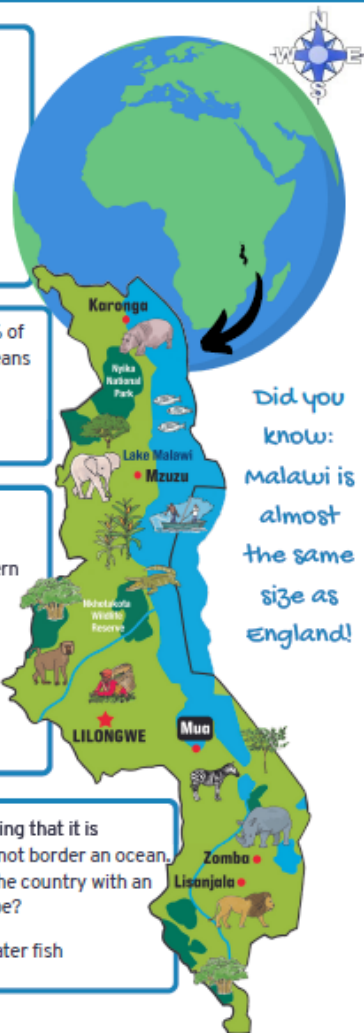
- (A) Rural (B) Urban

3 Malawi is south of the equator. The equator is an imaginary line around the middle of the earth that divides the northern hemisphere and southern hemisphere. Research where the equator is, then draw the line on the globe above.

Did you know: countries south of the equator have their summertime from December to March!

4 Malawi is a landlocked country, meaning that it is surrounded by other countries and does not border an ocean. Lake Malawi, seen on the map, supplies the country with an important type of food. What might this be?

- (A) Saltwater fish (B) Freshwater fish



Did you know: Malawi is almost the same size as England!

Together in Malawi: pg 8



Sister Paulina is one of the Religious Sisters who look after the pupils at Moses' school.

A Religious Sister is a woman who leaves her family and friends to commit her whole life to loving and serving God and others. This is her vocation.

The Sisters at Moses' school witness God's love by making sure the pupils are safe, healthy, and happy. The Sisters pray with the pupils and share scriptures from the Bible to guide and encourage the children. Below is one such scripture.

The Lord God says, "I know the plans I have for you. They are plans to take care of you, not abandon you, plans to give you a future filled with hope. When you call on me, when you come and pray to me, I'll listen."

Jeremiah 29:11-1 (adapted)

1 Read the information above, then match the words below with the correct definition. Draw a connecting line to show your answer.

- | | |
|---|-----------------|
| (A) A call from God to fulfil a particular role in life. | Witness |
| (B) To fully dedicate yourself to a person, an activity, or a belief. | Serve |
| (C) When someone shows their faith in words and actions. | Commit |
| (D) To carry out tasks that help someone else and give glory to God. | Vocation |

2 Read the scripture above carefully, then write below why this scripture passage could guide and encourage the children in Moses school and those in your school too!

Mission Together

Mission Together Prayer:

May all children
In the world
Share love
Share friendship and live
In the peace
Of God's love.
Now and forever.
Amen



Mission Together



Children helping children